



IOM International Organization for Migration



# NIGERIA

MAPPING EXERCISE  
LONDON, MAY 2007

# CONTENTS

<b>Introduction</b>	<b>04</b>
<b>1 Nigerians in the UK</b>	<b>05</b>
1.1 Overview of the Nigerian community	05
1.2 Geographical location and spread of the Nigerian community	06
<b>2 Mapping Exercise Outcome – Information Channels</b>	<b>07</b>
2.1 Media	07
2.2 Use of services	15
2.3 Preferred sources of information	19
2.4 Community groups and other organisations	20
<b>3 Mapping Exercise Outcome – Demographic Information</b>	<b>22</b>
3.1 Gender	22
3.2 Age	23
3.3 Length of residence in the United Kingdom	24
<b>4 Constraints</b>	<b>26</b>
<b>5 Conclusions and Recommendations</b>	<b>27</b>

The aim of this Mapping Report is to guide IOM's outreach activities and communications strategies. The report does not purport to be exhaustive. The mapping consultant who conducted the exercise and wrote the report on behalf of IOM has taken every effort to ensure accuracy in his/her reporting and the views expressed in this report are his/hers. IOM cannot be held responsible for any omissions or inaccuracies.



# INTRODUCTION

## AIM OF THE MAPPING EXERCISE, TARGET GROUP AND METHODOLOGY

The aim of the mapping exercise is to identify the main channels of information and the location of potential beneficiaries of IOM's voluntary return programmes, which are open to asylum seekers and irregular migrants. The ultimate goal of the mapping exercise is to help IOM improve its communication strategies with relevant diaspora communities in the United Kingdom through media articles, advertisements and presentations to community groups.

A mapping exercise for the Nigerian community in the United Kingdom was carried out as part of a series of such initiatives, following the success of the first mapping exercise for Brazil in December 2005.

In order to carry out the mapping exercise, IOM designed a questionnaire with 19 questions divided into two sections. The first section contains questions about media channels and other sources of information (voluntary organisations, religious centres and festivals) available to Nigerians in the UK as well as questions about the geographical location, spread and sizes of the Nigerian community across the UK. The second section of the questionnaire seeks specific baseline data about respondents, such as age, gender and length of stay in the UK.

A Nigerian was employed on a part-time basis as a mapping consultant to interact directly with the Nigerian community, in order to collect the necessary mapping information. The skills and assets of the mapping exercise consultant, such as inside knowledge and an already established network with Nigerians across the UK, proved to be an essential resource for this exercise.

The mapping exercise was conducted using multiple approaches to data collection. Data was gathered through in-depth interviews with multipliers<sup>1</sup> and by disseminating and collecting questionnaires. The questionnaires were prepared in English based on the consultant's personal knowledge of the ability of a significant number of the Nigerian community to communicate in that language.

Extensive networking was carried out to identify media, community organisations, religious centres and individuals who interact with Nigerians. The fieldwork took place between February and May 2007. Although a large number of questionnaires were distributed through a range of networks of contacts and organisations, only 17 were completed and returned to IOM. However, interviews with leaders of organisations and many informal contacts provided sufficient information for the mapping exercise and also gave greater insight into responses in the questionnaires.

The mapping exercise ranged beyond London with contacts being established and information gathered from other cities with sizeable numbers of Nigerian nationals such as Manchester, Liverpool, Birmingham, Bradford and Bristol.

The report includes a table and charts resulting from the interviews and questionnaires. In addition, IOM has created an extensive list of contacts which merges data gathered directly from completed questionnaires with information provided by the multipliers during in-depth interviews. This will be used by the IOM Information team to disseminate information on the voluntary return programmes to Nigerians across the country.

<sup>1</sup> This term is used to indicate individuals or organisations that are well known amongst diaspora groups and therefore could play a key role in delivering information.

# 1 NIGERIANS IN THE UK

The first section of the questionnaire was designed to identify the main channels of information used by Nigerians in the UK. The questions are divided into four categories: media, use of services, preferred source of information and Information on other community groups/organisations. The contact details mentioned by the respondents in the questions about media, community centres and religious organisations were merged and organised in a unified way along with the contact details provided by the multipliers. This list of contacts will be used as a work plan for IOM. It contains details of organisations and agencies with which IOM should liaise to increase awareness of the voluntary return programmes among the Nigerian community in the UK<sup>2</sup>.

Extensive networking during the mapping exercise provided the opportunity to better inform different representatives of Nigerian community groups and media about IOM's activities, particularly the voluntary return programmes. Interviews with community and religious leaders also proved to be a valuable outreach tool as some were keen to spread the message among their group members at their meetings and gatherings. In some cases, it also provided the opportunity to clarify the status of IOM and the voluntary return programmes among a number of people and group leaders, who had earlier heard about the programme and viewed it as the "project" of a UK government department.

## 1.1 OVERVIEW OF THE NIGERIAN COMMUNITY

Although it is difficult to give a true indication of the size of the Nigerian community in the UK, it is generally agreed that the UK is home to one of the largest diaspora populations of Nigerians.

Nigerian migration to the UK dates back to the colonial period. As a former colony of Britain, Nigerians took opportunities to pursue academic interests, business endeavours and used the UK as a holiday destination. Between the 1950s and 1970s many Nigerians from elite backgrounds and skilled sectors of the population studied in the UK and then returned to Nigeria to fill up employment opportunities left by expatriates upon independence.

The 1980s witnessed a twist in the migration trend following the end of the oil boom era in Nigeria, which brought about a downturn in the economic situation of the country. There was a significant wave of Nigerian migration into the UK, characterised by an increased tendency for the migrants to stay in the UK to secure better livelihoods and fully integrate into the UK community. This trend continued in the 1990s with increasing political tension in Nigeria coupled with worsening economic conditions. The migration trend still continues with the UK Census 2001 noting that West African migration will continue to be a feature of migration into UK. This underscores the prevailing migration trend of Nigerians into the UK<sup>3</sup>.

There are several categories of Nigerians in the UK. They include: settled residents with rights of abode (Nigerians with British Nationality and other EU nationality); those who are in the UK with a temporary status as students or visitors; and irregular migrants (those who have overstayed their visas or undocumented migrants and asylum seekers). To an extent, a large percentage of the Nigerian diaspora in the UK could be termed economic migrants who have migrated to the UK for economic reasons.

<sup>2</sup> The contact list is confidential and is an internal document of IOM.

<sup>3</sup> Demographic statistics show that 1 in every 5 Africans is Nigerian; an increased influx of African migrants implies an increased influx of Nigerians.

## 1.2 GEOGRAPHICAL LOCATION AND SPREAD OF THE NIGERIAN COMMUNITY

It was difficult to gather information on the size of the Nigerian community in the UK. Reasons for this include the lack of distinction between the different categories of Nigerians, especially those who have British nationalities or have settled in the UK for a long time, and those with nationalities of other countries. There is also a significant presence of undocumented Nigerian migrants in the UK.

Estimates received from respondents, as well as leaders of organisations interviewed, put the Nigerian community in the UK at a wide range of between tens of thousands and about one million.

The Foreign and Commonwealth Office states that, “There is a large Nigerian community in the UK, estimated by some at up to 3 million”. The UK Census 2001 statistics puts the number of people born in Nigeria but who are resident in Britain at 88,105.

Although there are varied estimates on the size of the Nigerian community in the UK, there is general agreement regarding their locations across the UK. London is home to more Nigerians than any other part of the UK. The UK Census 2001 statistics observed that about 70% of its estimated Nigerian community reside in London. This large percentage was corroborated by the respondents and community leaders who were interviewed.

UNHCR statistics (2007) show that Nigerian Asylum seekers in the UK were 1,155 in 2005 and 940 in 2006.

In London the largest concentrations of Nigerians are found in the Boroughs of Southwark (Peckham, Camberwell, Bermondsey and Walworth) and Hackney (Dalston). Other locations are Lambeth (Stockwell, Tulse Hill, Coldharbour, Vassall and Larkhall), Lewisham (Deptford) and Newham (Canning Town and Stratford). Increasingly, there has been a rise in the population of Nigerians in Greenwich around Woolwich, Thamesmead, and Abbeywood. Councillors of Nigerian origin have been elected in some of these neighbourhoods.

Outside London, cities with a significant Nigerian population include Manchester, Birmingham, Liverpool and Leeds.

## 2 MAPPING EXERCISE OUTCOME

### INFORMATION CHANNELS

#### 2.1 MEDIA

Respondents were asked in what language they could best understand information materials provided through channels such as newspapers, leaflets, radio and television. Respondents could select more than one option from the range of questions asked so the total count exceeds the number of respondents. This is the case in most of the survey.

**Figure 1: Media Comprehension**

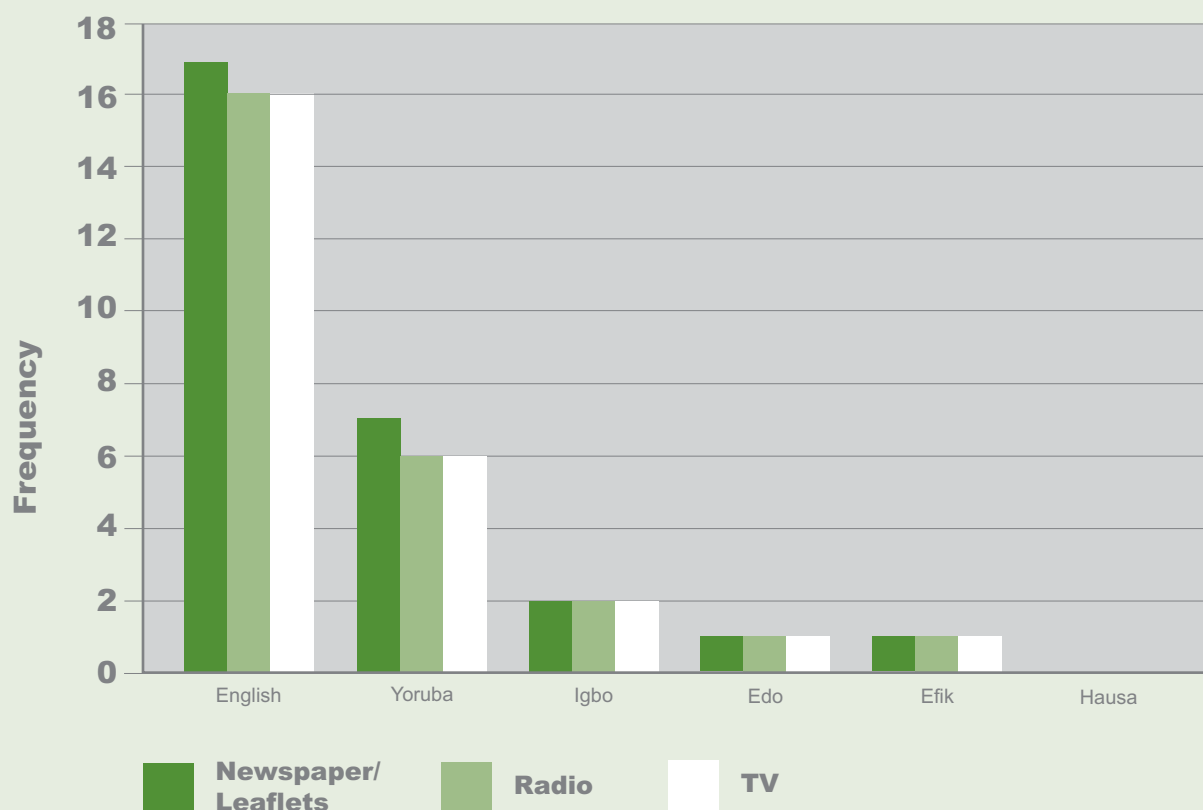


Figure 1 shows that the majority of the respondents comprehend information in English. Many respondents ticked more than one category, implying they can equally comprehend media information in their local language.

The popularity of English as a major language of comprehension can be attributed to the fact that it is the official language in Nigeria and many Nigerians are exposed to interactions in English from their early days. The other languages which respondents chose are mother tongues of different ethnic groups – Igbo, Yoruba, Edo and Efik and are more popular during interactions between members of the same ethnic groups at social events.

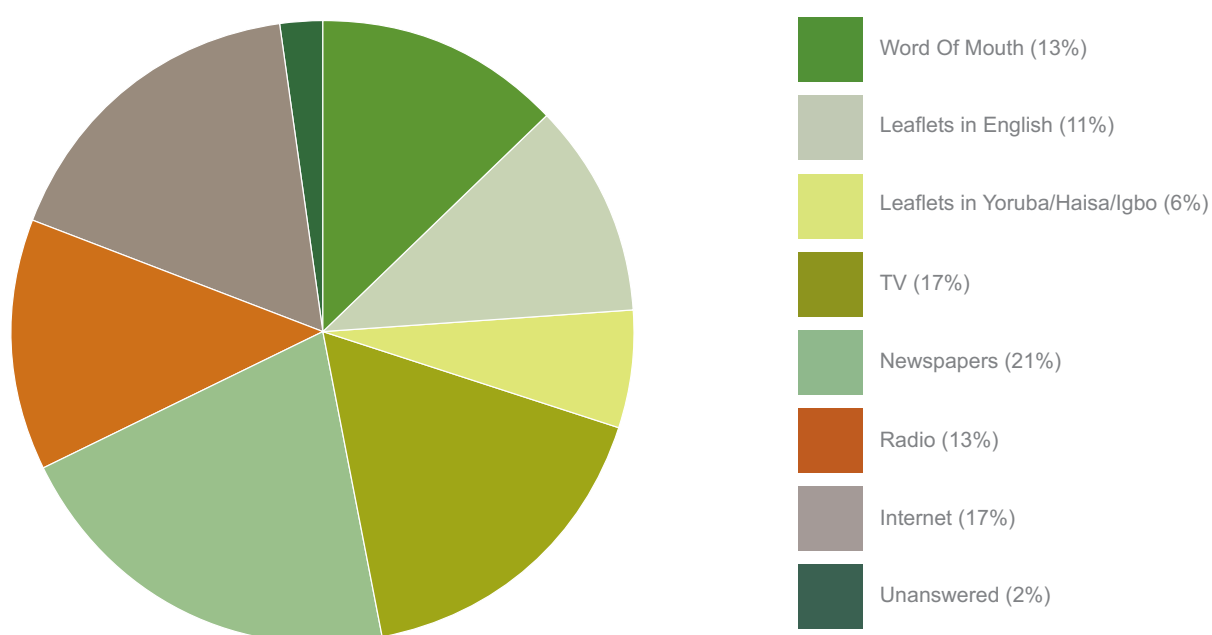
It should also be noted that during the mapping exercise all interviews and most interactions with leaders of community groups, religious organisations as well as informal contacts were conducted in English. This implies that many Nigerians are comfortable reading and listening to information in the English language.

## Information Sources

Figure 2 is a graphical presentation of the preferred channels of information for Nigerian nationals. The most popular choices are newspaper, television, Internet and word of mouth. A significant number of respondents also obtain information through radio.

Interviews conducted with leaders of groups also confirmed the popular sources of information to be Internet (e-mails are frequently sent out to members of organisations), television and radio.

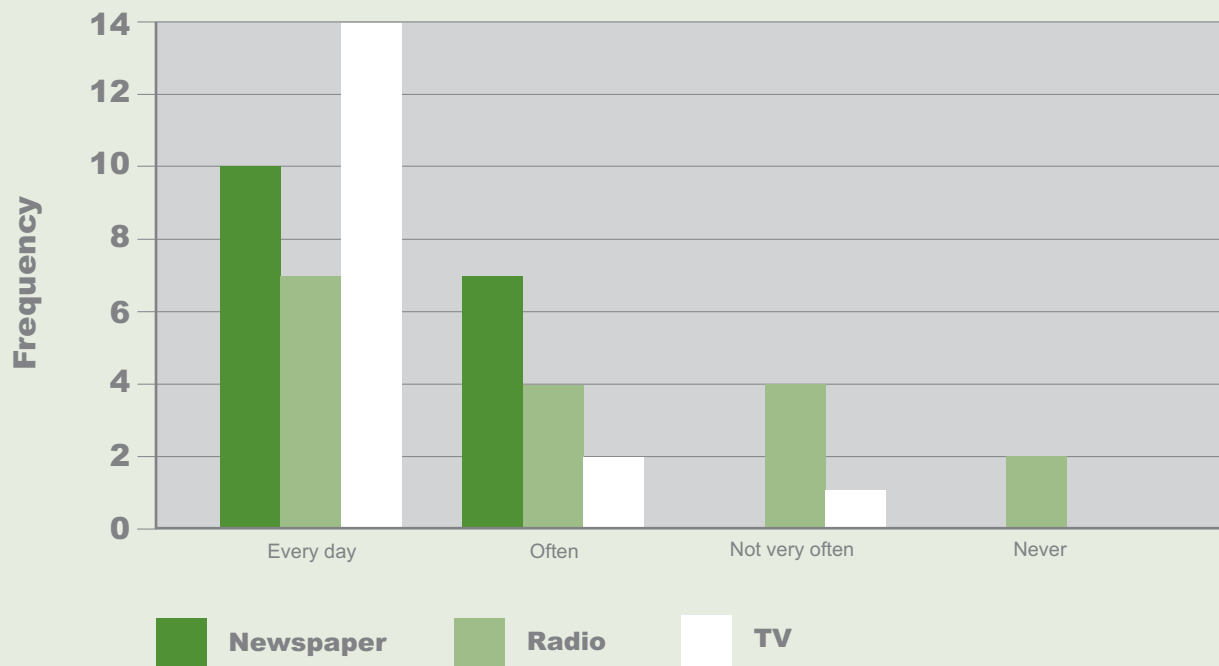
**Figure 2: Information Sources**



## Frequency of Media Consultation

Most respondents watched television on a daily basis, making it the most frequently used medium. A significant proportion also listened to radio and read newspapers every day or quite often. More often than not, some respondents were frequently exposed to more than one medium.

**Figure 3: Frequency of Media Consultation**





Channel 5

OBE TV  
Cha

## Newspaper Readership

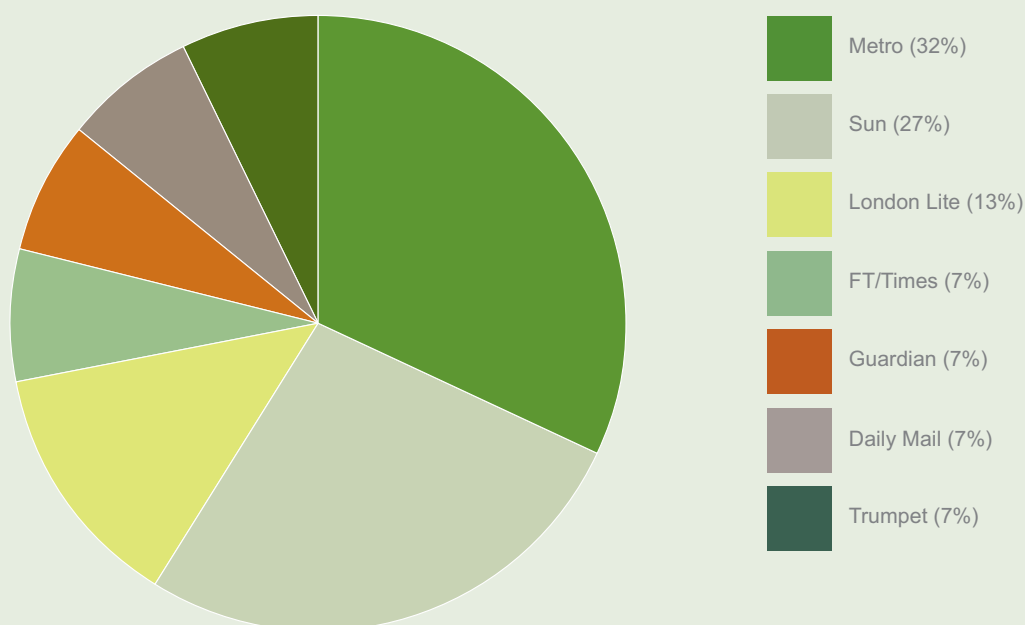
Respondents were asked to indicate the newspapers and other publications they read the most. Chart 4 shows the newspapers with the most frequencies.

As shown in the chart below, *Metro* and the *Sun* newspaper have the largest readership among the respondents. The free *London Lite* was also popular.

The only Nigerian newspaper mentioned by respondents is the *Trumpet*. It is a free fortnightly newspaper circulated in London and in other major cities which have a sizeable Nigerian population, including Manchester, Birmingham and Liverpool. It has a circulation base of about 25,000 copies, of which about 85% is circulated in London, the city with the largest number of Nigerians in the UK. The *Trumpet* newspaper was also mentioned during interviews with leaders of community groups, as well as other contacts. IOM currently advertises in the *Trumpet* newspaper.

During the mapping exercise, the consultant did not come across any newspaper published in any local Nigerian language. Some respondents did say that they availed themselves of the opportunity to read local Nigerian newspapers on the Internet, including the *Guardian* and *This Day* newspapers.

**Figure 4: Newspaper Readership**



## Other Publications

Magazines that were identified during the mapping exercise include *Ivory Magazine* and *Nigerian Affairs*. In particular, *Nigerian Affairs* seems to be more popular among Nigerian professionals than across the wider range of the Nigerian community.

## Radio

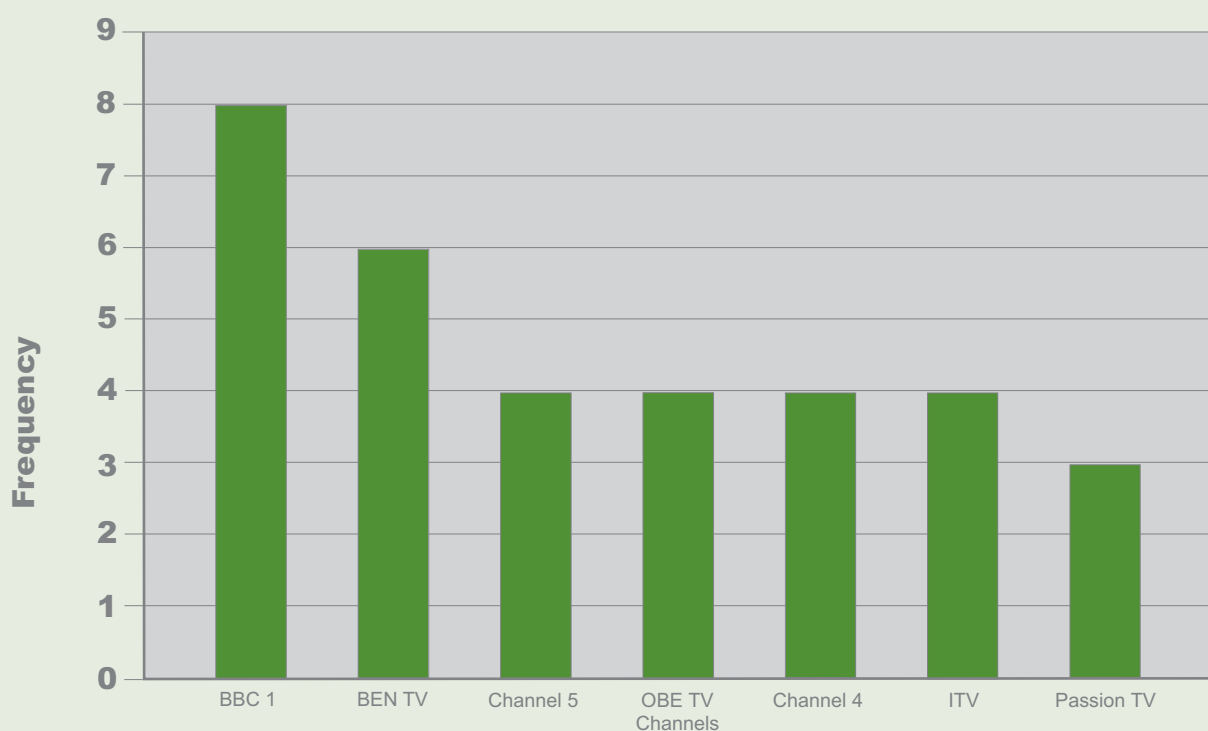
Radio was not as popular as television and newspapers. During interviews, it was noted that some respondents listen to specific radio stations during weekends.

Popular radio channels among the respondents include *Kiss FM*, *Smooth FM* and *BBC Radio 5*. There were some Nigerian radio stations which respondents listened to, including *Surprise FM 96.4*, *N Power Radio 108.3 FM* and *Naija 101.1 FM*. These radio stations broadcast from London and cover areas which are noted to have a significant Nigerian population. In Birmingham, the only radio station identified was a black community radio station called *New Style 98.7 FM*. In particular, it airs a musical programme on weekends called Afro beats anchored by a Nigerian.

## Television

Television was widely popular among the respondents and contacts interviewed. A significant number watched television on a daily basis, thus making it the most popular and most frequently used media channel. Although there was a wide list of TV channels watched by respondents, Figure 5 below presents the most popular TV channels as specified by the respondents.

**Figure 5: Popular TV Channels**

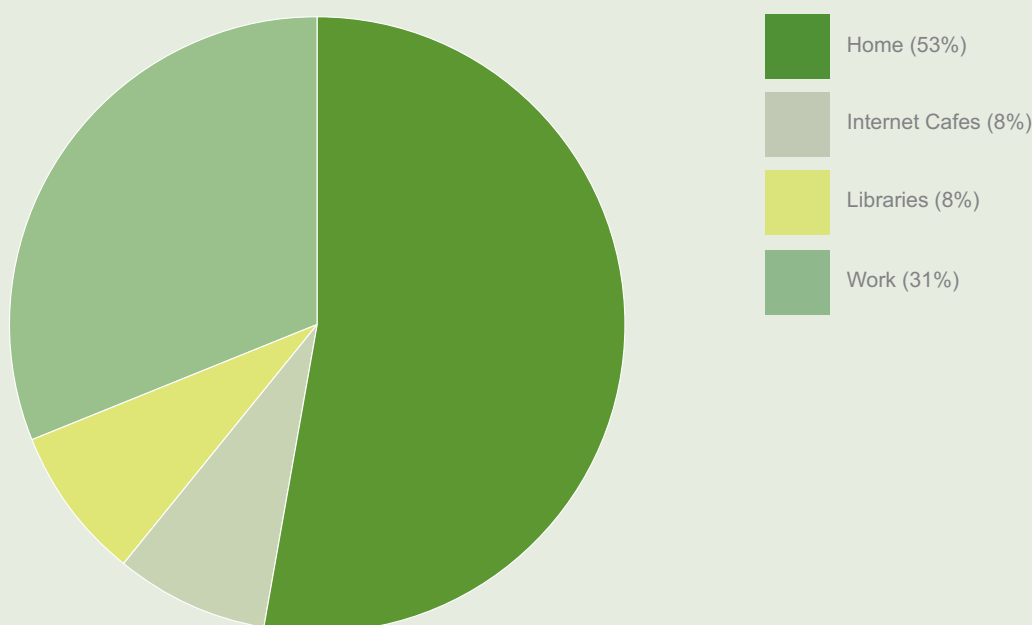


Two black community TV channels, *BEN TV* and *OBE TV* were quite popular among the respondents. This was also confirmed by community and religious leaders interviewed during the mapping exercise. Their widespread usage might not be unconnected with the focus of the TV channels and an array of programmes which have strong links with local TV stations in Nigeria. Nigerians thus watch these channels to keep abreast of news and events in Nigeria<sup>4</sup>. They also provide means of entertainment to Nigerians by showing the Nigerian movies popularly called 'home video'.

*Passion TV* is a recent station and is also watched by Nigerians in the UK as it broadcasts similar programmes to *BEN TV* and *OBE TV*. These stations therefore present viable means of reaching out to the Nigerian community in the UK. IOM advertises its voluntary return programmes on *BEN TV* and *OBE TV*.

## Internet

**Figure 6: Internet Access**



Computer use and Internet access was significantly high among the respondents. All the respondents could use the computer and Internet. Access to the Internet was largely at home, as shown in Figure 6.

When asked about the popular websites visited, respondents gave a wide range including *bbc.com*, *yahoo.com*, *msn* and *google*.

<sup>4</sup> Ben TV always links up with the Nigerian Television Authority (NTA) and African Independent Television (AIT) in Nigeria to bring live news and events to its audience.

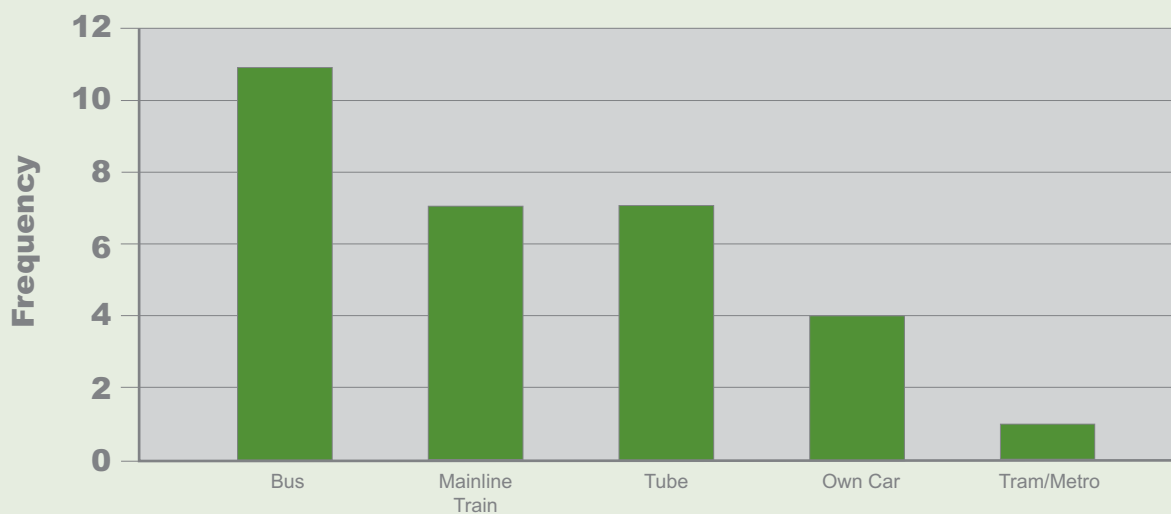
## 2.2 USE OF SERVICES

Information was sought from respondents about services they used with a view to identifying potential avenues where IOM could advertise its voluntary return programmes.

### Means of Transport

Figure 7 shows the feedback received from respondents when asked what means of transport they used most often.

**Figure 7: Means Of Transport**



11 respondents used buses while the tube and mainline trains were each used by 7 respondents. Some respondents of course use more than one form of transport for their daily commute to work. The high use of buses can be explained by the fact that it is the more extensive form of transport in areas where many Nigerian communities are found, especially areas in south and east London.

## Phone Calls

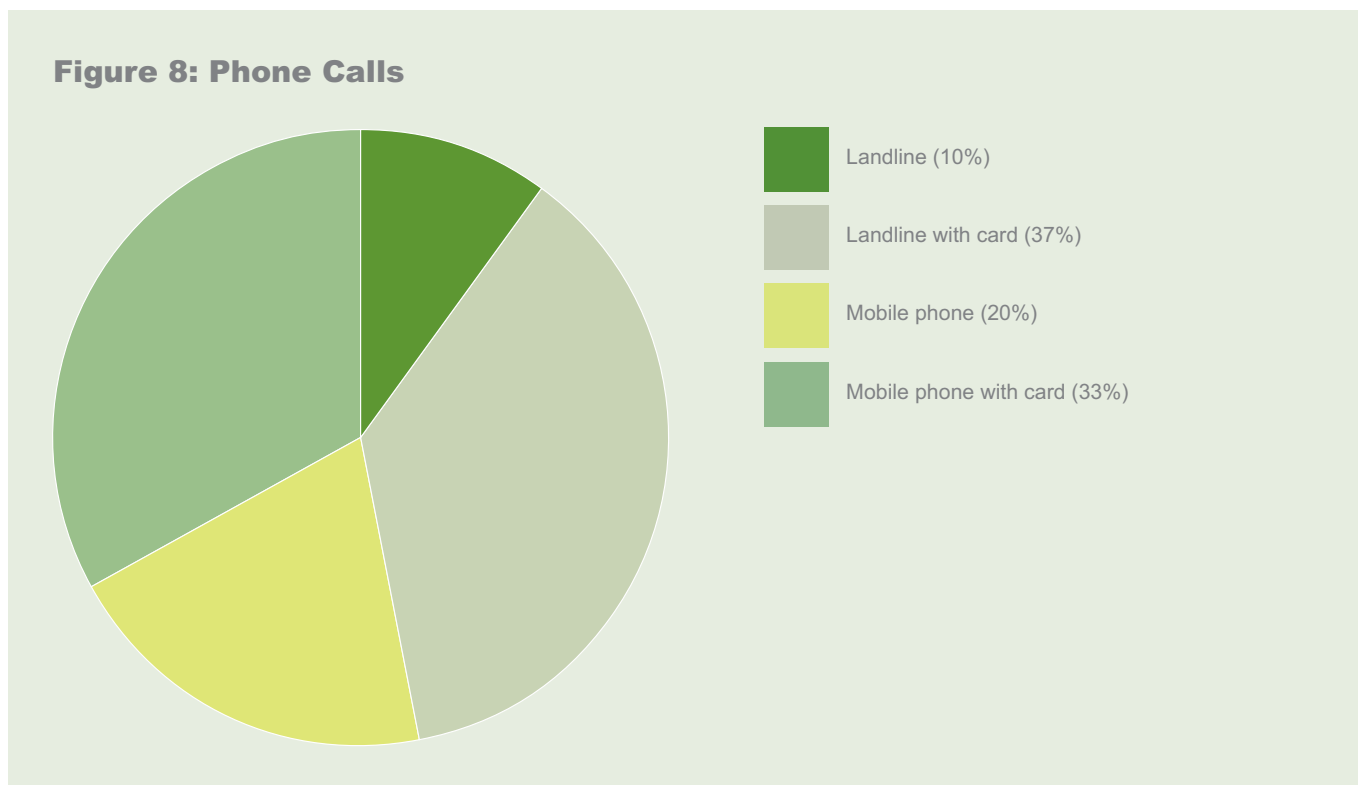


Figure 8 shows respondents' answers about how they call family and friends in Nigeria. International call cards are quite popular and provide cheap means of calling for the respondents. 37% of respondents use a landline with phone card, while 33% use one with a mobile phone.

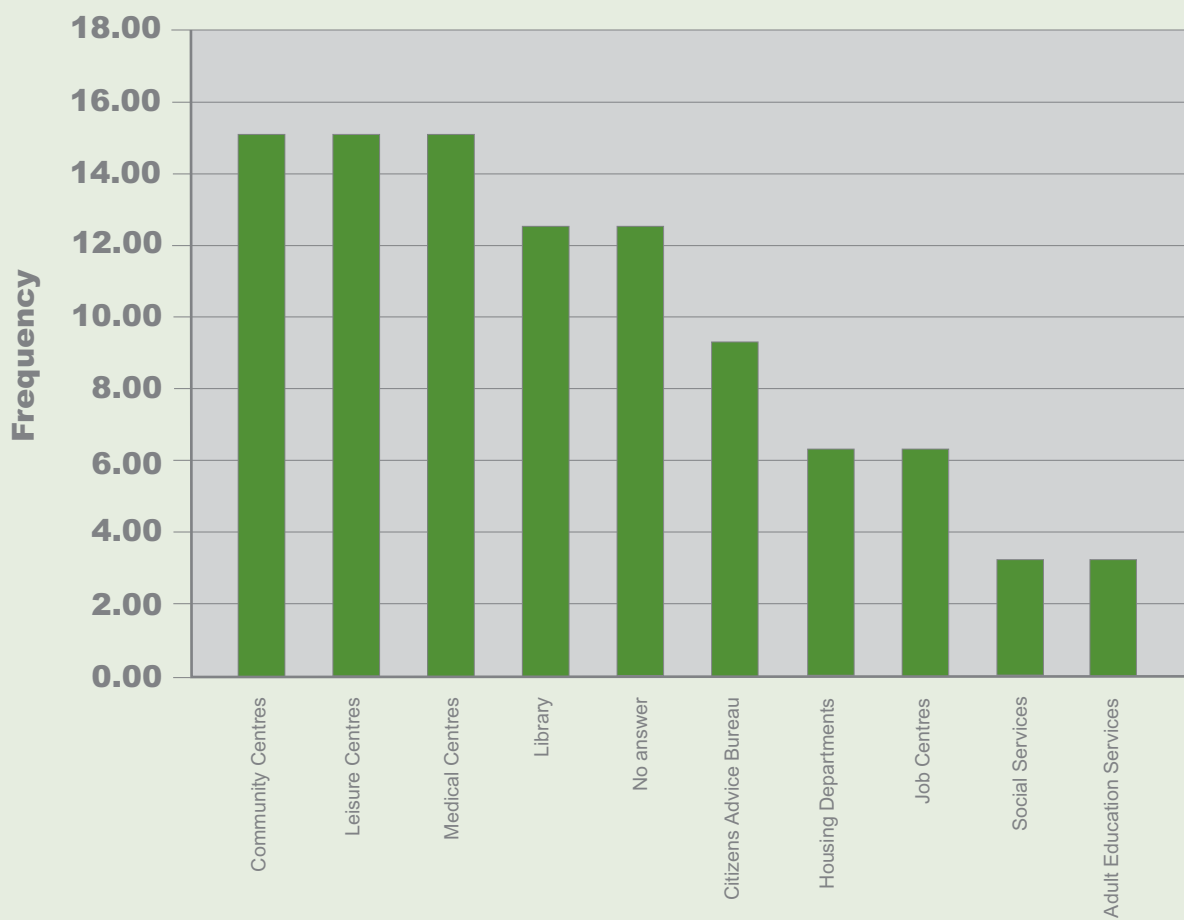
In terms of the specific phone cards people mostly use, respondents identified a wide range of phone cards including *Nigeriatel*, *Nomicall*, and *Wildcard*. However, many of the respondents had no preference for any particular phone card, stating that they switch according to which card is offering the most airtime on that day.

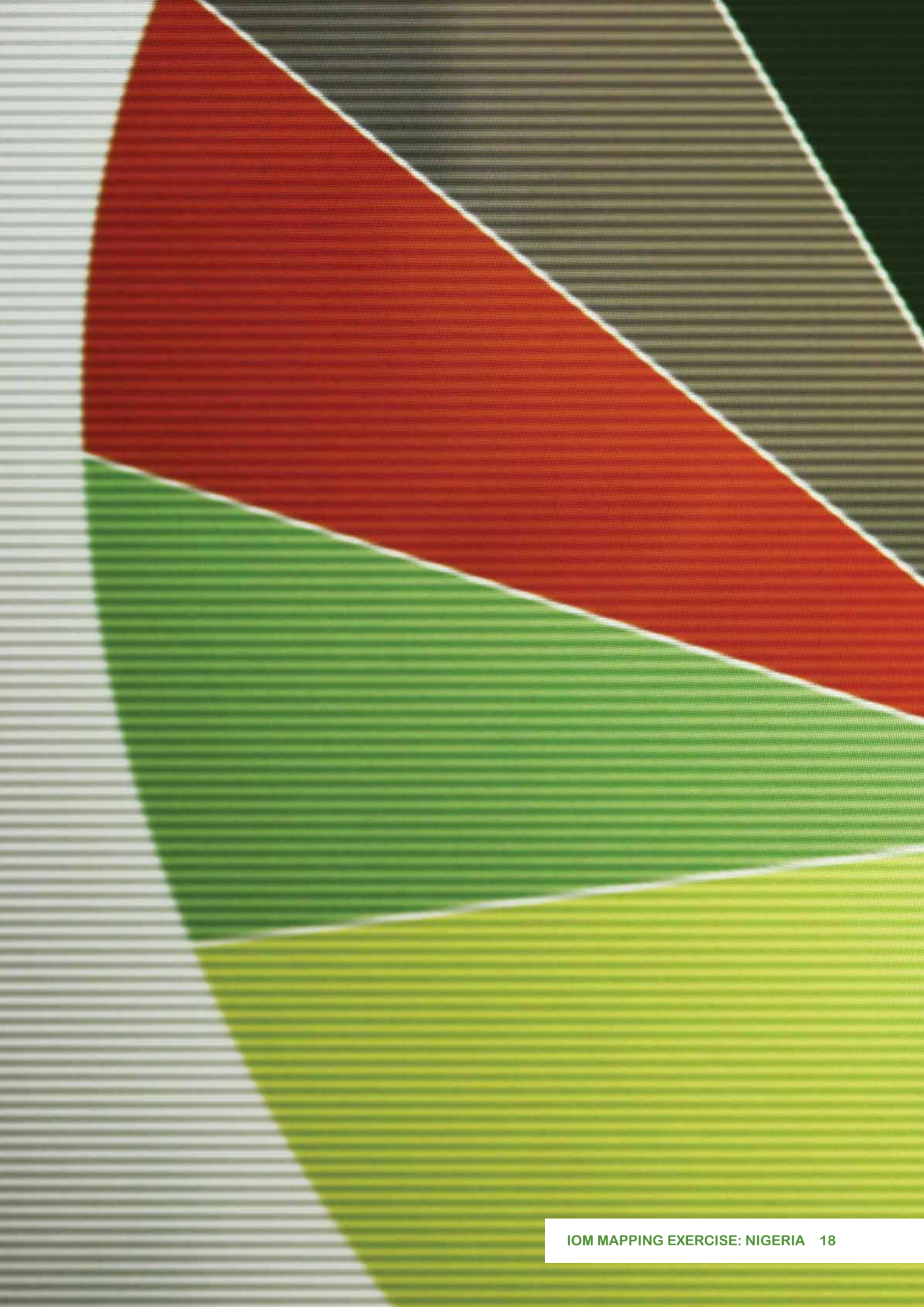
## Local Services

Respondents also provided information on which local services they used the most. The results are presented in Figure 9.

Community centres, leisure centres, and medical centres were the most popular services used by the respondents. Other significant services include libraries and Citizens Advice Bureaux.

**Figure 9: Local Services**





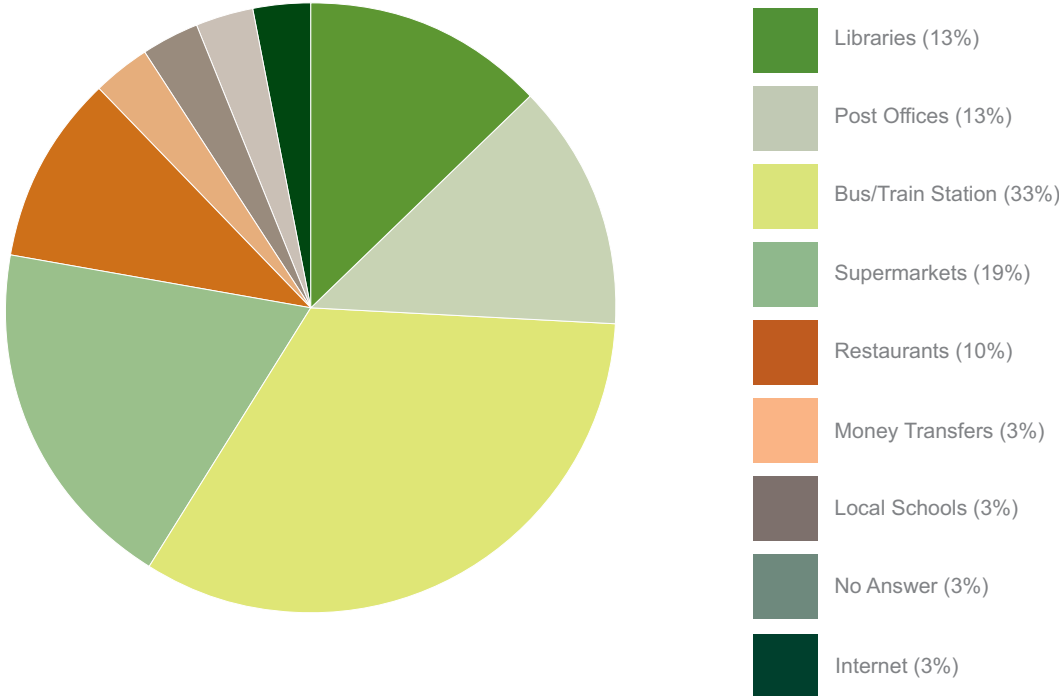
### 2.3 PREFERRED SOURCES OF INFORMATION

Respondents were asked to recommend where information materials should be provided and in what format such publicity materials should be made available.

As shown in Figure 10, bus and train stations were seen as viable locations for publicity. Other recommended places included libraries, supermarkets and restaurants. There is a good number of Nigerian restaurants spread across London and concentrated in areas with a large Nigerian community.

There was a significant preference for information presented in leaflets and other text formats (52%).

**Figure 10: Preferred Information Sources**



## 2.4 COMMUNITY GROUPS AND OTHER ORGANISATIONS

The mapping exercise attempted to identify Nigerian community groups, including socio-cultural and ethnic groups, across UK. Community groups are common features among Nigerians anywhere in the world, including their native country, and are usually defined along cultural and ethnic lines. They are formed as a way of making people identify with their roots, strengthen kinship ties and also as an avenue for socialising and supporting one another.

The Nigerian community in the UK is no exception to this practice. A large number of these organisations were identified, spread across UK in different cities where Nigerians, live such as London, Manchester, Birmingham, Liverpool and Bradford.

There were a good number of small community groups that drew their membership from Nigerians with a similar ethnic and kinship identity. Some groups were local in scope, bringing together Nigerians within a UK city or town, while some others have a larger regional scope, covering areas like the West Midlands or Grampian region.

Two umbrella organisations with a UK-wide scope were identified. They have been created to build a network of Nigerian community groups across UK. The mapping consultant met with these two organisations in the course of the mapping exercise. They have the potential to coordinate and keep up with the activities of the wide range of Nigerian community groups across UK.

Although many of these organisations were consulted during the mapping exercise, a few could not be reached through their available contact details, implying the groups were no longer functional. Information gathered from some leaders of established groups suggested that lack of funding was a major reason for the dysfunctional nature of some of these community groups.

The exercise did not come across any dedicated migrant, refugee or asylum group or association run exclusively for Nigerians, such as can be found for many other foreign diaspora groups in the UK. However, a few Nigerian charitable organisations with a strong involvement in providing welfare and immigration support to Nigerians were identified and interviewed during the mapping exercise. In the past one of these organisations attempted to find assistance for a Nigerian migrant who wanted to return to Nigeria.

### Religious Organisations

Respondents were asked to provide information regarding participation in religious activities. A large percentage of respondents (67%) stated they attended religious centres – churches, mosques and chaplaincies. 33% gave no feedback though this can be interpreted as either non-attendance at religious centres or a choice not to respond.

Religious activities are quite popular in the Nigerian community in the UK. This is a replication of the practice in Nigeria where Christians attend regular Sunday services in churches and Muslims go to mosques for the Friday *Jumaat* prayers. There is a huge number of Nigerian Pentecostal churches spread across the UK with membership ranging from a few tens to thousands of Nigerians.

A number of religious centres were visited and meetings were held with leaders of a few Nigerian Christian and Muslim organisations during the exercise. From the interview it was found that they engage in partnerships with professional legal groups or members to organise monthly or quarterly legal surgeries for their members. One of these surgeries, which focused on migration issues, was attended during the mapping exercise with immigration lawyers responding to people's enquiries.

Two immigration lawyers observed that they can provide a way to reach out to Nigerian clients. One of them commented that they have had cases where clients considered voluntary return.

## Community Events and Festivals

When asked about social events and gatherings, many respondents did not provide answers but a few mentioned the National Independence Anniversary event and concerts organised by different groups in October each year. There are also regular social events by different community groups even though they are usually small-scale and involve only members. During interviews some community leaders noted that the main events they organise at different times of the year are open to a larger audience and are usually attended by more people who wouldn't participate in regular meetings or who are not active members of the group.

Media organisations such as *Trumpet* newspaper and *Naija FM 101.1* coordinate or engage with other organisations to organise various events all year round, such as the Gathering of Africa Best "GAB" Awards. There is thus a need to establish firm networks with different groups and media agencies to be abreast of unfolding events and take advantage of them for outreach activities.

A particular event mentioned by some respondents during the mapping exercise is a bi-annual religious all-night event called Festival of Life, organised by a Pentecostal church. The estimated turn out at the event held in April 2007 at the Excel centre in London was about 30,000, largely comprising Nigerians drawn from across the UK.

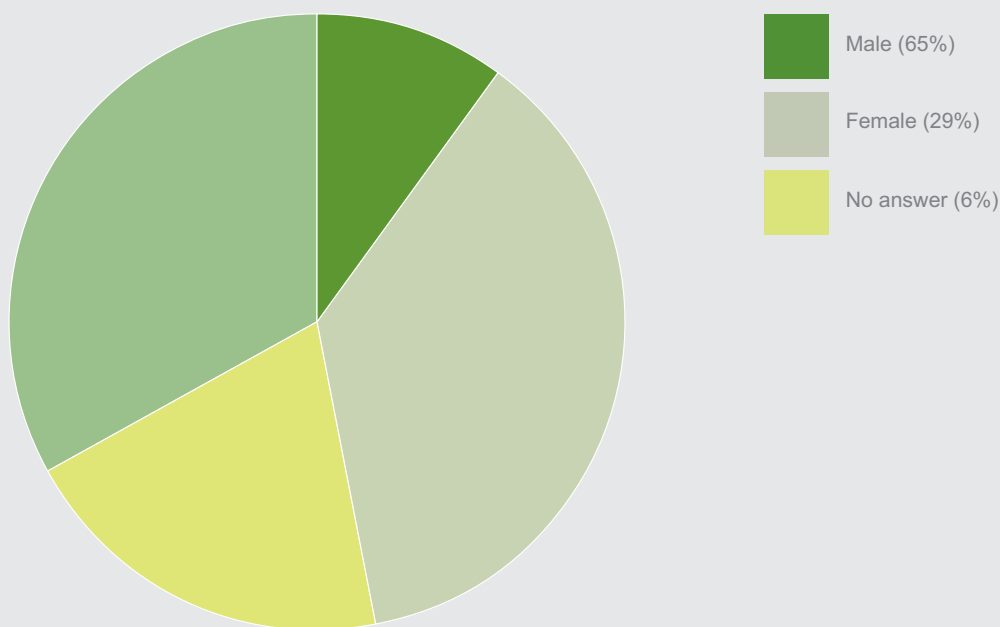
# 3 MAPPING EXERCISE OUTCOME

## DEMOGRAPHIC INFORMATION

The second section of the questionnaire was designed to gather baseline demographic data about the respondents. Information on age, gender and length of residence in the United Kingdom were requested from the people who completed the questionnaire.

### 3.1 GENDER

**Figure 11: Gender**

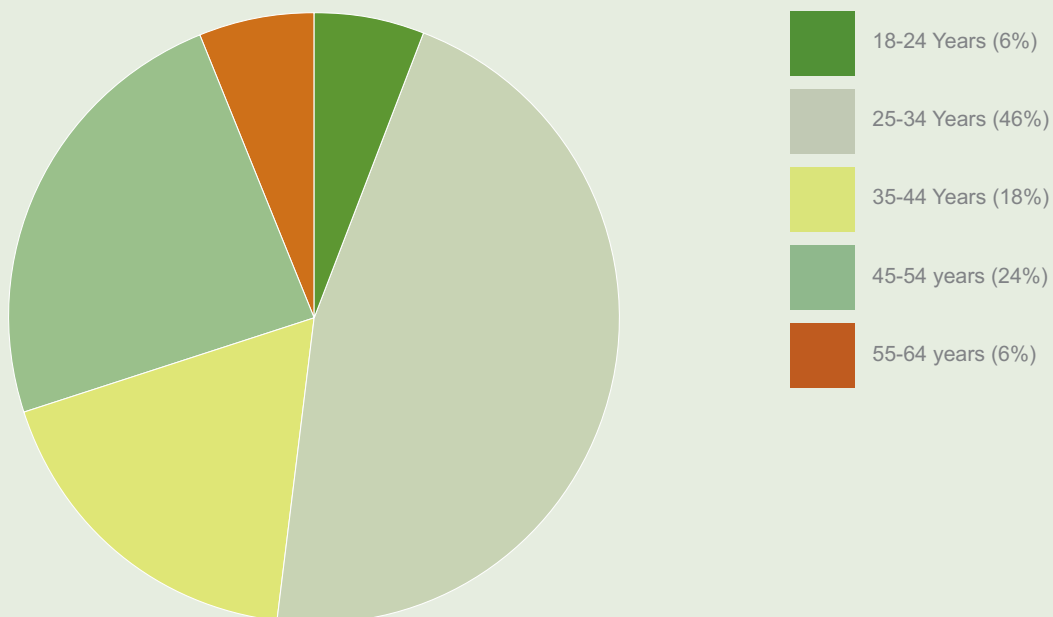


The gender distribution of respondents to the questionnaires is shown in Figure 11 above. The trend seen here does not necessarily reflect the gender distribution of Nigerians in the UK., There was a preponderance of men among the leaders of organisations and community groups interviewed during the mapping exercise. All religious organisation leaders (Muslim and Christian) interviewed were male. The female leaders interviewed were heads of social-cultural groups as well as charity organisations.

## 3.2 AGE

Figure 12 below shows the age distribution of the respondents. The distribution reveals a predominantly young population of Nigerians in the UK. The increasing influx of Nigerian migrants include many 25 – 44 year olds, who are being driven as economic migrants to seek better opportunities in the UK as a result of their failure to secure employment in Nigeria. Most of the community and religious leaders interviewed came within the larger 35- 54 range age group.

**Figure 12: Age Distribution of Respondents**




### 3.3 LENGTH OF RESIDENCE IN THE UNITED KINGDOM

**Figure 13**

LENGTH OF RESIDENCE	PERCENTAGE OF RESPONDENTS
Less than one year	5.9%
1 year but less than 3	5.9%
3 years but less than 5	11.8%
5 years but less than 10	41.1%
10 years or more	35.3%

Figure 13 shows respondents' length of residence in the UK. A large percentage has been in the UK for 5-10 years (41.1%). It was observed that most of the community leaders have resided in the UK for over ten years are well settled and in some cases have become British nationals.



## 4 CONSTRAINTS

The Nigerian mapping exercise was not without some challenges. Some of these relate to normative drawbacks experienced in similar types of surveys, especially in respect of responses to questionnaires. Apart from the low number of responses received (17), there were instances where some questions were left unanswered. This could be attributed to the impatience of respondents to complete the questionnaire or in some cases being uncomfortable putting down things in writing. However, in many cases, the exercise was able to engage people in oral interviews as a way of extracting information when faced with respondents who were not able to complete questionnaires.

There was also some reluctance from some organisations to participate in an exercise which could have contributed to better access to irregular migrants. Reasons cited by some of these organisations when contacted included having an alternative view of how the voluntary return programme should be implemented to provide better incentives for beneficiaries.

The negative attitude of some potential respondents towards voluntary return to Nigeria deterred them from participating in the exercise. They were interested in remaining in the UK and wondered if there was any IOM programme which could assist them in that.

Some respondents had a perception of IOM as being a department of the Home Office. Home Office TV advertisements associated the IOM return programmes with the Home Office. This was particularly the case during informal interviews with irregular migrants, who were sceptical about IOM activities. This was also the case with some advisory services and groups met in the course of the mapping exercise. The exercise provided opportunities to clarify the position with them and many went ahead to participate in the mapping exercise. However more work is required by IOM to correct this perception.

Finally, the feedback period between establishing contacts with potential multiplier groups and meeting them took a while. Larger community groups which could have provided easier access to smaller member groups proved difficult to reach and meet at the initial stage of the exercise.

# 5 CONCLUSIONS AND RECOMMENDATIONS

The mapping exercise achieved its aims of identifying the main locations of Nigerians in the UK as well as the main channels of communications used by them. The following conclusions and recommendations emerged from the exercise.

- IOM should continue its advertisements and outreach to the Nigerian community with English as the main language of communication owing to the ability of a large number of Nigerians in the UK to comprehend information fairly well in English. This will also ensure that communication adequately covers every Nigerian ethnic group represented in the UK.
- Popular sources of information among the Nigerian community include newspapers, television and radio. IOM already places advertisements in the *Trumpet* newspaper and should continue to do so. However consideration should be given to exploring the placing of IOM leaflets in that newspaper or bargaining for more conspicuous exposure within it. Consideration should also be given to using the free London dailies, such as *Metro* and *London Lite* to reach out to the Nigerian community, probably through placing leaflets in copies distributed around identified Nigerian locations.
- IOM's advertisements on TV stations such as *BEN TV* and *OBE TV* should be strengthened by targeting specific times to place adverts which would catch a larger audience, such as during the Nigerian National Network News on *BEN TV* or when home videos or Nigerian movies are being shown.
- IOM should liaise with representatives of media organisations, such as the TV stations identified, radio stations and local newspapers, to explore opportunities for outreach through other events, concerts and awards organised by these organisations.
- IOM should clarify people's perception of its programmes, especially in the light of TV advertisements by the Home Office.
- Bus routes, train stations and major supermarkets in the boroughs of Southwark, Hackney, Lambeth, Lewisham, Newham and Greenwich represent potential channels which should be explored in reaching out to Nigerians.
- Community organisations and religious organisations form an intrinsic part of the Nigerian community and are viable channels for outreach. IOM should follow the recommendations included in the contacts list. It represents a real action plan for outreach activities focusing on the Nigerian community in the UK.
- Engaging with popular organisations will ensure IOM is constantly informed about the different activities and events among the Nigerian community. This could provide viable avenues for reaching out and improving awareness about its programmes, such as by making presentations, advertising on the programmes and publications of their events. IOM should use the communication networks of these organisations to circulate information about its activities.

- IOM should consider engaging with legal firms dealing with immigration issues as a way of informing potential beneficiaries of the voluntary return programmes.
- IOM should consider advertising on the websites of some popular local Nigerian newspapers such as the *Guardian* and *This Day*, which are not sold in the UK.
- Although it was observed that a wide range of phone cards were used by respondents, making it difficult to recommend specific brands for IOM advertisement, IOM should explore ways of tapping into this medium for advertising its activities.



**IOM UK**

21 Westminster Palace Gardens,  
Artillery Row,  
London SW1P 1RR

**Freephone: 0800 783 2332**

**Tel: 020 7233 0001**

**e-mail: [iomuk@iom.int](mailto:iomuk@iom.int)**

**[www.iomuk.org](http://www.iomuk.org)**



IOM International Organization for Migration



Actions co-financed  
by Community Funds